

Product Information

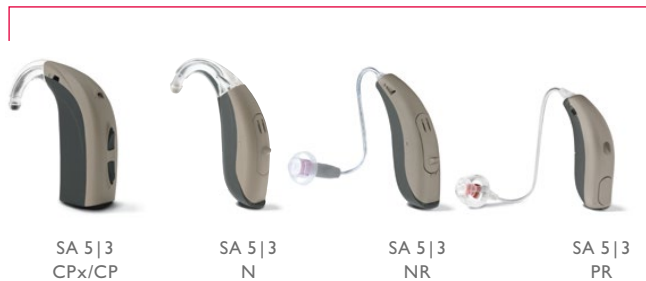
SAPHIRA 5 | 3

Saphira is an impressive mid-range hearing aid family suitable for a wide range of hearing losses.

Unmatched styles, features, and accessories in its class are offered. Styles include the Pico RITE, IIC, more powerful ITEs, and wireless CICs.

Audio Efficiency™ features include Speech Cue Priority™ and Frequency Composition™, as well as Live Music and Cinema Programs. Convenient wireless programming also makes Saphira easy to work with.

BTE



ITE



Audio Efficiency™

Speech

- ChannelFree™
- Speech Cue Priority™
- Frequency Composition™

Comfort

- Adaptive Feedback Canceller Plus
- Adaptive Noise Reduction Plus
- Transient Noise Reduction*
- Binaural Coordination

Individualization

- Live Music* and Cinema Programs*
- Wireless Connectivity
- Language Specific Targets
- REMfit™

Additional Features

Technical Features

- Digital signal processing up to 8 kHz
- Multi-Environment Program
- Soft Noise Management
- Auto Telephone detection
- Telecoil
- Hydrophobic coating for all BTEs
- Dust and water protection for all BTEs
 - IP58 for CPx, CP, PR
 - IP57 for N, NR

Customization Features

- Data Logging
- Data Learning*
- Up to 15 listening program options
- 4 freely-assignable program slots
- DAI/FM adapter for CPx/CP

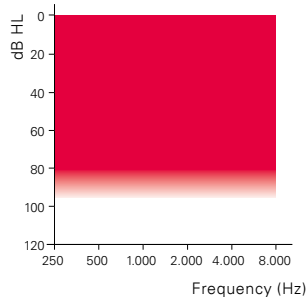
* In Saphira 5 only

SAPHIRA 5 | 3 BTE PRODUCT OVERVIEW

COMPACT POWER PLUS



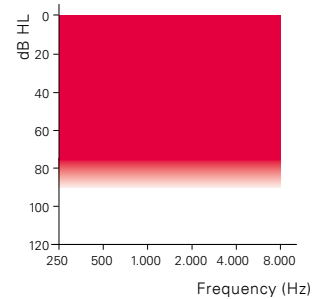
SA 5|3 CPx



COMPACT POWER



SA 5|3 CP



2CC COUPLER

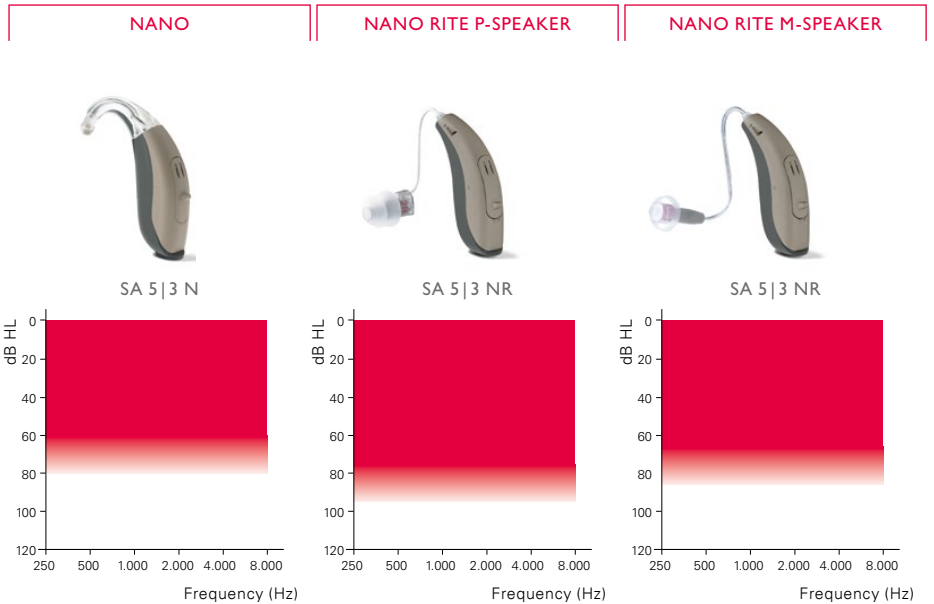
EAR SIMULATOR

	CPx	CP	CPx	CP
OSPL 90, Peak (dB SPL)	132**	128	137**	134**
OSPL 90, 1600 Hz (dB SPL)	127	122	135**	127
HFA-OSPL 90 (dB SPL)	123	119	-	-
Full-On Gain, Peak (dB)	71	61	77	67
Full-On Gain, 1600 Hz (dB)	65	55	73	60
HFA Full-On Gain (dB)	59	53	-	-
Reference Test Gain (dB)	47	41	60	52
Program Selector	●	●	●	●
Local Volume Control	●	●	●	●
Telecoil	●	●	●	●
Auto Telephone Detection	●	●	●	●
FM Adapter	○	○	○	○
DAI Adapter	○	○	○	○
Battery Size	13		13	
Earhook	●	●	●	●
Spira Flex Thin Tube 0.9 / 1.3	○	○	○	○
Microphone System	dual omni	dir	dual omni	dir
RC-N Remote Control	○	○	○	○
SoundGate 3 (Bluetooth®)	○	○	○	○
SoundGate Mic	○	○	○	○
TV Adapter 2	○	○	○	○
Phone Adapter 2	○	○	○	○

● standard ○ optional

"2cc" refers to a coupler according to IEC 60318-5:2006. "Ear simulator" refers to a coupler according to IEC 60318-4:2010. Applied versions: IEC 60118-0 /A1:1994, IEC 60118-1 /A1:1998, IEC 60118-7: 2005, ANSI S3.22: 2009.

** Special care should be taken when fitting and using a hearing instrument with maximum sound pressure capability in excess of 132 dB SPL (IEC 60318-4) since there may be a risk of impairing the remaining hearing of the hearing instrument user.



	2CC COUPLER			EAR SIMULATOR		
	N	NR		N	NR	
		P-SPEAKER	M-SPEAKER		P-SPEAKER	M-SPEAKER
OSPL 90, Peak (dB SPL)	122	123	109	128	132**	120
OSPL 90, 1600 Hz (dB SPL)	122	122	105	127	131	114
HFA-OSPL 90 (dB SPL)	115	119	106	-	-	-
Full-On Gain, Peak (dB)	49	64	49	55	73	60
Full-On Gain, 1600 Hz (dB)	48	61	44	54	69	52
HFA Full-On Gain (dB)	42	58	44	-	-	-
Reference Test Gain (dB)	36	43	29	47	54	37
Program Selector	●***		●***	●***		●***
Local Volume Control	***		***	***		***
Telecoil	-		●	-		●
Auto Telephone Detection	-		●	-		●
FM Adapter	-		-	-		-
DAI Adapter	-		-	-		-
Battery Size		312			312	
Earhook	○		n.a.	○		n.a.
Spira Flex Thin Tube 0.9 / 1.3	●		n.a.	●		n.a.
Microphone System	dir		dir	dir		dir
RC-N Remote Control	○		○	○		○
SoundGate 3 (Bluetooth®)	○		○	○		○
SoundGate Mic	○		○	○		○
TV Adapter 2	○		○	○		○
Phone Adapter 2	○		○	○		○

● standard ○ optional

"2cc" refers to a coupler according to IEC 60318-5:2006. "Ear simulator" refers to a coupler according to IEC 60318-4:2010. Applied versions: IEC 60118-0 /A1:1994, IEC 60118-1 /A1:1998, IEC 60118-7: 2005, ANSI S3.22: 2009.

** Special care should be taken when fitting and using a hearing instrument with maximum sound pressure capability in excess of 132 dB SPL (IEC 60318-4) since there may be a risk of impairing the remaining hearing of the hearing instrument user.

*** Push button can be programmed for volume control use

SAPHIRA 5 | 3 BTE PRODUCT OVERVIEW

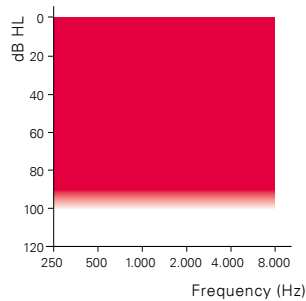
PICO RITE 100-SPEAKER

PICO RITE 85-SPEAKER

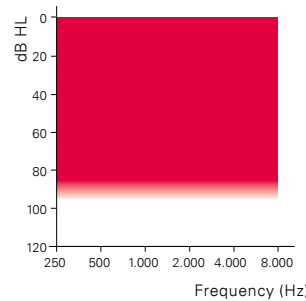
PICO RITE 60-SPEAKER



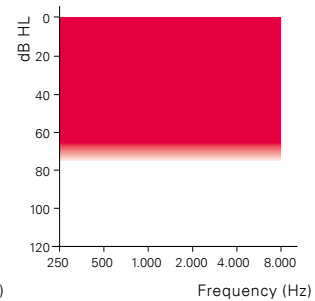
SA 5 | 3 PR



SA 5 | 3 PR



SA 5 | 3 PR



2CC COUPLER

EAR SIMULATOR

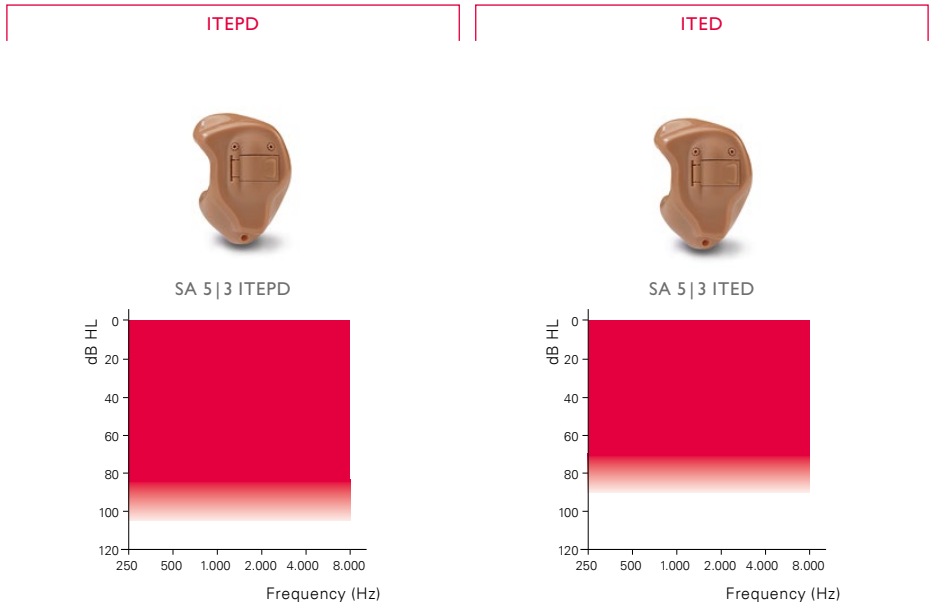
	100-SPEAKER	85-SPEAKER	60-SPEAKER	100-SPEAKER	85-SPEAKER	60-SPEAKER
OSPL 90, Peak (dB SPL)	123	116	109	131	125	118
OSPL 90, 1600 Hz (dB SPL)	122	111	104	129	119	112
HFA-OSPL 90 (dB SPL)	119	111	104	-	-	-
Full-On Gain, Peak (dB)	64	55	47	73	65	58
Full-On Gain, 1600 Hz (dB)	62	50	43	69	58	51
HFA Full-On Gain (dB)	59	51	44	-	-	-
Reference Test Gain (dB)	44	35	28	55	44	37
Program Selector		○***			○***	
Local Volume Control		***			***	
Telecoil		-			-	
Auto Telephone Detection		●			●	
FM Adapter	-	-	-	-	-	-
DAI Adapter	-	-	-	-	-	-
Battery Size		312			312	
Earhook		n.a.			n.a.	
Spira Flex Thin Tube 0.9 / 1.3		n.a.			n.a.	
Microphone System		dir			dir	
RC-N Remote Control		○			○	
SoundGate 3 (Bluetooth®)		○			○	
SoundGate Mic		○			○	
TV Adapter 2		○			○	
Phone Adapter 2		○			○	

● standard ○ optional

"2cc" refers to a coupler according to IEC 60318-5:2006. "Ear simulator" refers to a coupler according to IEC 60318-4:2010. Applied versions: IEC 60118-0 /A1:1994, IEC 60118-1 /A1:1998, IEC 60118-7: 2005, ANSI S3.22: 2009.

*** Push button can be programmed for volume control use

SAPHIRA 5 | 3 ITE PRODUCT OVERVIEW



	2CC COUPLER		EAR SIMULATOR	
	ITEPD	ITED	ITEPD	ITED
OSPL 90, Peak (dB SPL)	126	121	134**	129
OSPL 90, 1600 Hz (dB SPL)	123	114	129	121
HFA-OSPL 90 (dB SPL)	121	115	-	-
Full-On Gain, Peak (dB)	62	51	69	60
Full-On Gain, 1600 Hz (dB)	57	46	64	54
HFA Full-On Gain (dB)	55	47	-	-
Reference Test Gain (dB)	43	38	54	47
Program Selector	○***	○***	○***	○***
Local Volume Control	***	***	***	***
Telecoil	○	○	○	○
Auto Telephone Detection	○	○	○	○
Battery Size	13		13	
Microphone System	dir		dir	
RC-N Remote Control	○	○	○	○
SoundGate 3 (Bluetooth®)	○	○	○	○
SoundGate Mic	○	○	○	○
TV Adapter 2	○	○	○	○
Phone Adapter 2	○	○	○	○

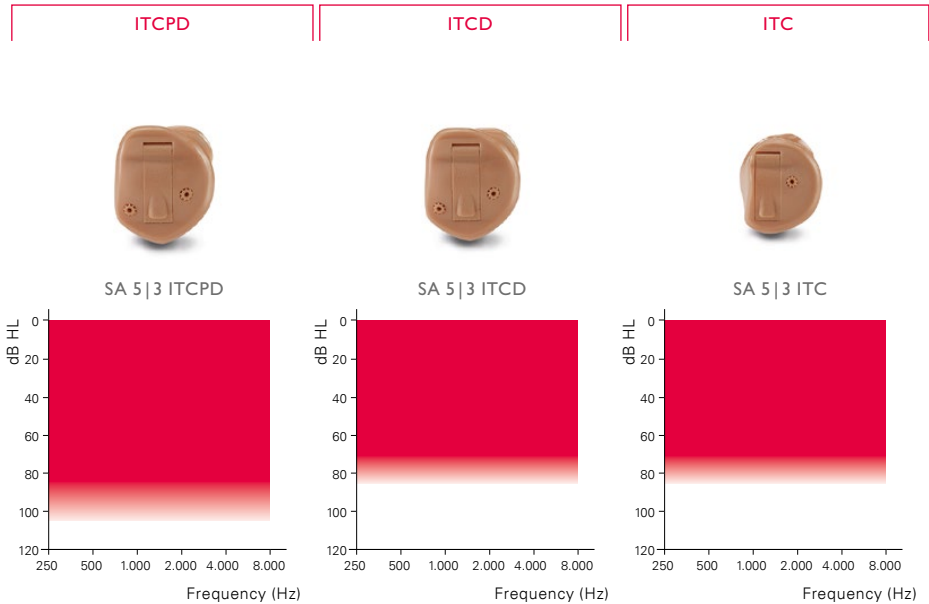
○ optional

"2cc" refers to a coupler according to IEC 60318-5:2006. "Ear simulator" refers to a coupler according to IEC 60318-4:2010. Applied versions: IEC 60118-0 /A1:1994, IEC 60118-1 /A1:1998, IEC 60118-7: 2005, ANSI S3.22: 2009.

** Special care should be taken when fitting and using a hearing instrument with maximum sound pressure capability in excess of 132 dB SPL (IEC 60318-4) since there may be a risk of impairing the remaining hearing of the hearing instrument user.

*** Push button can be programmed for volume control use

SAPHIRA 5 | 3 ITE PRODUCT OVERVIEW



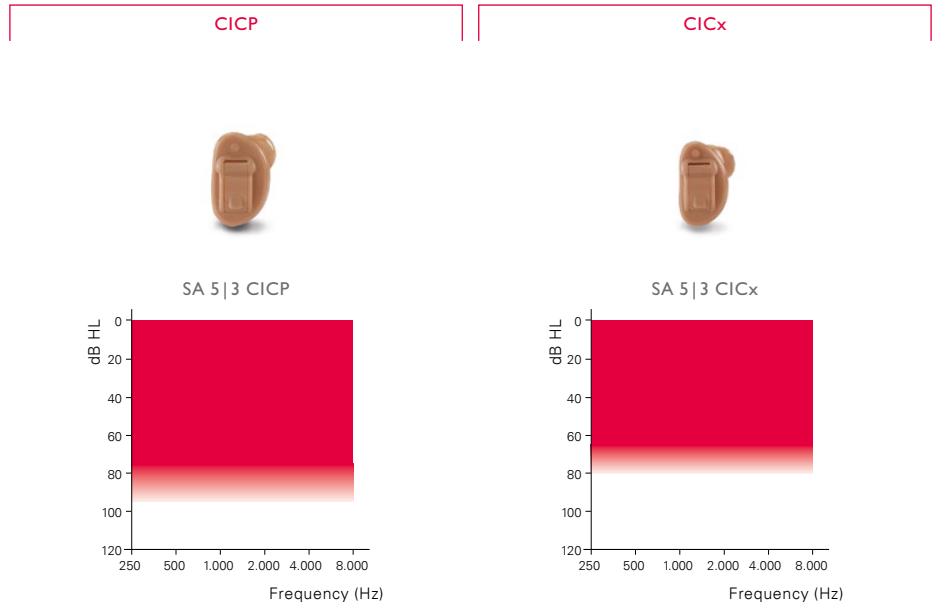
	2CC COUPLER			EAR SIMULATOR		
	ITCPD	ITCD	ITC	ITCPD	ITCD	ITC
OSPL 90, Peak (dB SPL)	126	118	118	134**	128	128
OSPL 90, 1600 Hz (dB SPL)	123	111	111	129	119	119
HFA-OSPL 90 (dB SPL)	121	113	113	-	-	-
Full-On Gain, Peak (dB)	62	50	50	69	60	60
Full-On Gain, 1600 Hz (dB)	57	39	40	64	48	49
HFA Full-On Gain (dB)	55	43	43	-	-	-
Reference Test Gain (dB)	43	35	35	54	41	42
Program Selector	○***	○***	○	○***	○***	○
Local Volume Control	***	***	○	***	***	○
Telecoil	○	○	○	○	○	○
Auto Telephone Detection	○	○	○	○	○	○
Battery Size	312			312		
Microphone System	dir	dir	omni	dir	dir	omni
RC-N Remote Control	○	○	-	○	○	-
SoundGate 3 (Bluetooth®)	○	○	-	○	○	-
SoundGate Mic	○	○	-	○	○	-
TV Adapter 2	○	○	-	○	○	-
Phone Adapter 2	○	○	-	○	○	-

○ optional

"2cc" refers to a coupler according to IEC 60318-5:2006. "Ear simulator" refers to a coupler according to IEC 60318-4:2010. Applied versions: IEC 60118-0 /A1:1994, IEC 60118-1 /A1:1998, IEC 60118-7: 2005, ANSI S3.22: 2009.

** Special care should be taken when fitting and using a hearing instrument with maximum sound pressure capability in excess of 132 dB SPL (IEC 60318-4) since there may be a risk of impairing the remaining hearing of the hearing instrument user.

*** Push button can be programmed for volume control use

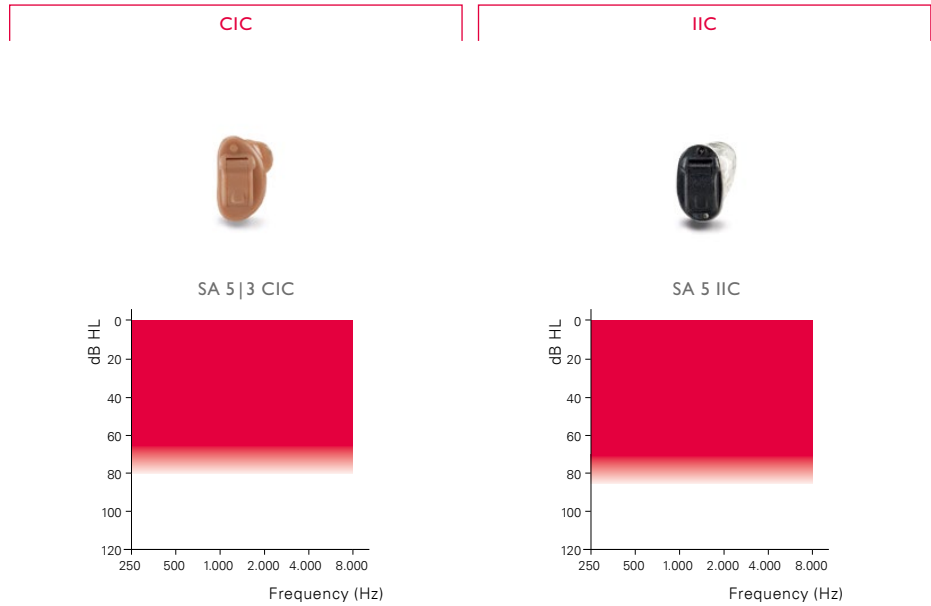


	2CC COUPLER		EAR SIMULATOR	
	CICP	CICx	CICP	CICx
OSPL 90, Peak (dB SPL)	116	109	125	119
OSPL 90, 1600 Hz (dB SPL)	110	101	117	108
HFA-OSPL 90 (dB SPL)	111	102	-	-
Full-On Gain, Peak (dB)	47	42	57	52
Full-On Gain, 1600 Hz (dB)	41	32	49	40
HFA Full-On Gain (dB)	43	34	-	-
Reference Test Gain (dB)	33	24	42	34
Program Selector	○***	○***	○***	○***
Local Volume Control	***	***	***	***
Telecoil	-	-	-	-
Auto Telephone Detection	-	-	-	-
Battery Size	10		10	
Microphone System	omni		omni	
RC-N Remote Control	○	○	○	○
SoundGate 3 (Bluetooth®)	○	○	○	○
SoundGate Mic	○	○	○	○
TV Adapter 2	○	○	○	○
Phone Adapter 2	○	○	○	○

○ optional

“2cc” refers to a coupler according to IEC 60318-5:2006. “Ear simulator” refers to a coupler according to IEC 60318-4:2010. Applied versions: IEC 60118-0 /A1:1994, IEC 60118-1 /A1:1998, IEC 60118-7: 2005, ANSI S3.22: 2009.

*** Push button can be programmed for volume control use



	2CC COUPLER		EAR SIMULATOR	
	CIC	IIC	CIC	IIC
OSPL 90, Peak (dB SPL)	108	109	118	119
OSPL 90, 1600 Hz (dB SPL)	100	100	108	108
HFA-OSPL 90 (dB SPL)	101	101	-	-
Full-On Gain, Peak (dB)	41	35	51	46
Full-On Gain, 1600 Hz (dB)	31	31	40	39
HFA Full-On Gain (dB)	33	33	-	-
Reference Test Gain (dB)	22	24	33	32
Program Selector	O	-	O	-
Local Volume Control	-	-	-	-
Telecoil	-	-	-	-
Auto Telephone Detection	-	-	-	-
Battery Size	10		10	
Microphone System	omni		omni	
RC-N Remote Control	-	-	-	-
SoundGate 3 (Bluetooth®)	-	-	-	-
SoundGate Mic	-	-	-	-
TV Adapter 2	-	-	-	-
Phone Adapter 2	-	-	-	-

O optional

"2cc" refers to a coupler according to IEC 60318-5:2006. "Ear simulator" refers to a coupler according to IEC 60318-4:2010. Applied versions: IEC 60118-0 /A1:1994, IEC 60118-1 /A1:1998, IEC 60118-7: 2005, ANSI S3.22: 2009.

SAPHIRA 5 | 3 COMPACT POWER PLUS

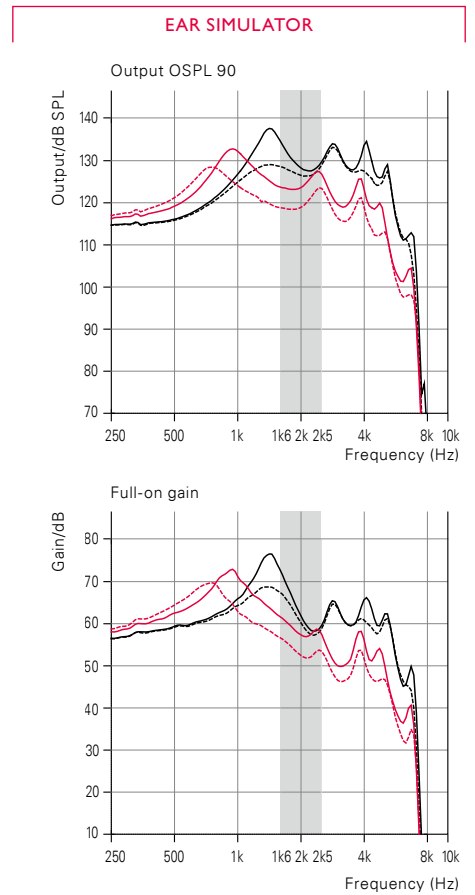
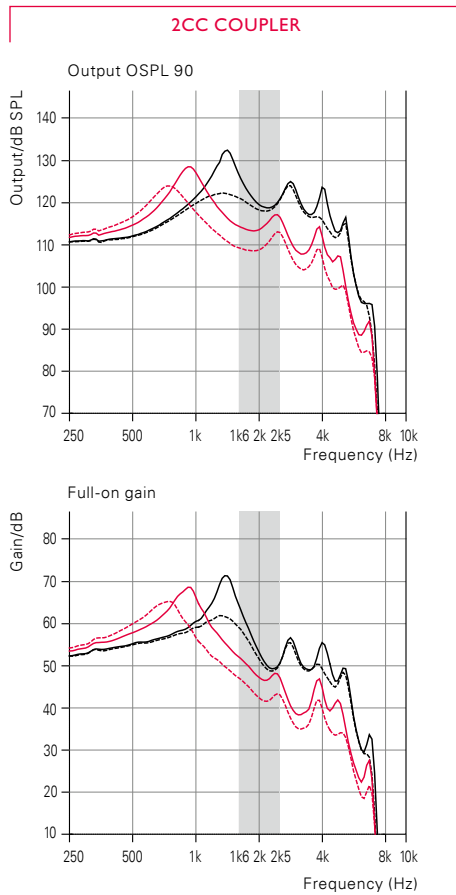


SA 5 | 3 CPx
Earhook

SA 5 | 3 CPx
Spira Flex 1.3

SA 5 | 3 CPx
Spira Flex 0.9

- Measurements with earhook without filter
- - - Measurements with earhook with filter
- Measurements with thin tube 1.3
- - - Measurements with thin tube 0.9



	2CC COUPLER			EAR SIMULATOR		
	EARHOOK	SPIRA FLEX 1.3	SPIRA FLEX 0.9	EARHOOK	SPIRA FLEX 1.3	SPIRA FLEX 0.9
OSPL 90, Peak (dB SPL)	132**	128	124	137**	133**	128
OSPL 90, 1600 Hz (dB SPL)	127	114	109	135**	124	119
HFA-OSPL 90 (dB SPL)	123	119	113	-	-	-
Full-On Gain, Peak (dB)	71	69	65	77	73	69
Full-On Gain, 1600 Hz (dB)	65	52	47	73	62	57
HFA Full-On Gain (dB)	59	55	49	-	-	-
Reference Test Gain (dB)	47	44	38	60	49	44
Quiescent Current (mA)	1.1	1.1	1.1	1.1	1.1	1.1
Operating Current (mA)	1.6	1.6	1.6	1.2	1.2	1.2
Battery Size		13			13	
Distortion 500/800/1600 Hz (%)	<5/<4/<2	<4/<2/<2	<2/<2/<2	<6/<5/<2	<4/<2/<2	<2/<2/<2
Frequency Range (Hz)	100 – 5600	100 – 5200	100 – 5500	-	-	-
Equivalent Input Noise ¹⁾ , dB(A)	21	19	22	14	19	20
Telecoil 1 mA/m 1600 Hz, IEC (dB SPL)	93	80	74	102	89	84
Telecoil HFA SPLITS (dB SPL)	100	95	90	-	-	-

¹⁾ Technical data measured with expansion, corresponding to the test box measurement settings.

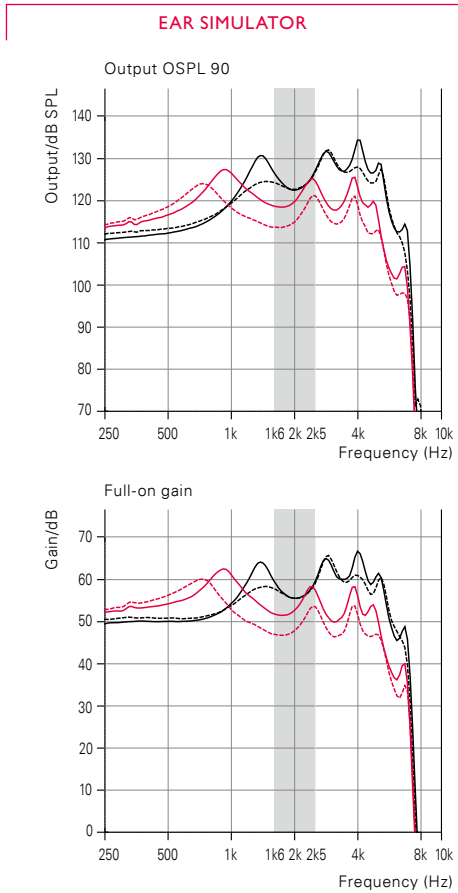
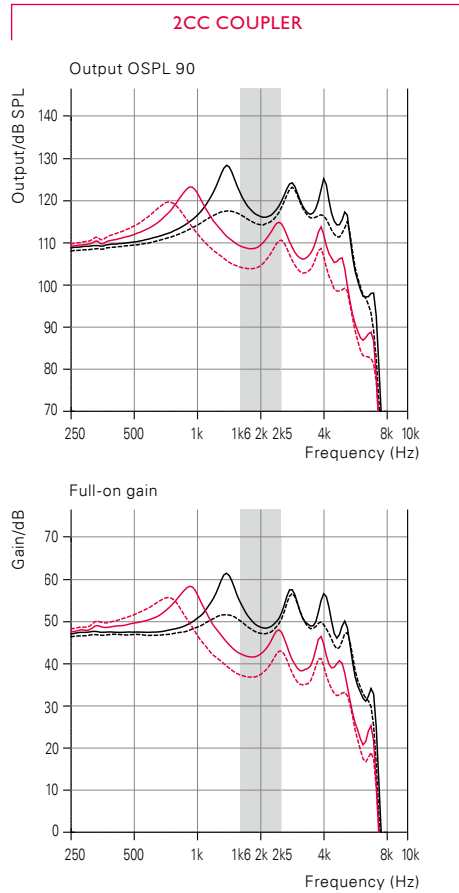
“2cc” refers to a coupler according to IEC 60318-5:2006. “Ear simulator” refers to a coupler according to IEC 60318-4:2010. Applied versions: IEC 60118-0 /A1:1994, IEC 60118-1 /A1:1998, IEC 60118-7: 2005, ANSI S3.22: 2009.

** Special care should be taken when fitting and using a hearing instrument with maximum sound pressure capability in excess of 132 dB SPL (IEC 60318-4) since there may be a risk of impairing the remaining hearing of the hearing instrument user.

SAPHIRA 5 | 3 COMPACT POWER



- Measurements with earhook without filter
- - - Measurements with earhook with filter
- Measurements with thin tube 1.3
- - - Measurements with thin tube 0.9



	2CC COUPLER		
	EARHOOK	SPIRA FLEX 1.3	SPIRA FLEX 0.9
OSPL 90, Peak (dB SPL)	128	123	120
OSPL 90, 1600 Hz (dB SPL)	122	109	104
HFA-OSPL 90 (dB SPL)	119	115	109
Full-On Gain, Peak (dB)	61	58	56
Full-On Gain, 1600 Hz (dB)	55	42	37
HFA Full-On Gain (dB)	53	49	42
Reference Test Gain (dB)	41	37	31
Quiescent Current (mA)	1.1	1.1	1.1
Operating Current (mA)	1.2	1.2	1.2
Battery Size		13	
Distortion 500/800/1600 Hz (%)	<2/<2/<2	<2/<2/<2	<2/<2/<2
Frequency Range (Hz)	100 – 6100	100 – 5500	100 – 5800
Equivalent Input Noise ¹⁾ , dB(A)	21	17	20
Telecoil 1 mA/m 1600 Hz, IEC (dB SPL)	83	70	65
Telecoil HFA SPLITS (dB SPL)	90	92	87

	EAR SIMULATOR		
	EARHOOK	SPIRA FLEX 1.3	SPIRA FLEX 0.9
OSPL 90, Peak (dB SPL)	134**	127	124
OSPL 90, 1600 Hz (dB SPL)	127	119	114
HFA-OSPL 90 (dB SPL)	-	-	-
Full-On Gain, Peak (dB)	67	62	60
Full-On Gain, 1600 Hz (dB)	60	52	47
HFA Full-On Gain (dB)	-	-	-
Reference Test Gain (dB)	52	44	39
Quiescent Current (mA)	1.1	1.1	1.1
Operating Current (mA)	1.2	1.2	1.2
Battery Size		13	
Distortion 500/800/1600 Hz (%)	<4/<2/<2	<2/<2/<2	<2/<2/<2
Frequency Range (Hz)	-	-	-
Equivalent Input Noise ¹⁾ , dB(A)	20	22	23
Telecoil 1 mA/m 1600 Hz, IEC (dB SPL)	92	80	75
Telecoil HFA SPLITS (dB SPL)	-	-	-

¹⁾ Technical data measured with expansion, corresponding to the test box measurement settings.

“2cc” refers to a coupler according to IEC 60318-5:2006. “Ear simulator” refers to a coupler according to IEC 60318-4:2010. Applied versions: IEC 60118-0 /A1:1994, IEC 60118-1 /A1:1998, IEC 60118-7: 2005, ANSI S3.22: 2009.

** Special care should be taken when fitting and using a hearing instrument with maximum sound pressure capability in excess of 132 dB SPL (IEC 60318-4) since there may be a risk of impairing the remaining hearing of the hearing instrument user.

SAPHIRA 5|3 NANO

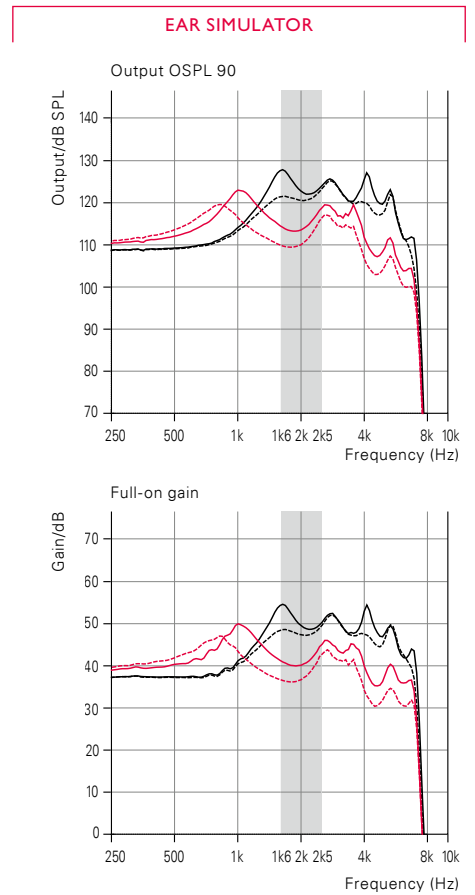


SA 5|3 N
Earhook

SA 5|3 N
Spira Flex 1.3

SA 5|3 N
Spira Flex 0.9

- Measurements with earhook without filter
- - - Measurements with earhook with filter
- Measurements with thin tube 1.3
- - - Measurements with thin tube 0.9



	2CC COUPLER		
	EARHOOK	SPIRA FLEX 1.3	SPIRA FLEX 0.9
OSPL 90, Peak (dB SPL)	122	118	115
OSPL 90, 1600 Hz (dB SPL)	122	105	101
HFA-OSPL 90 (dB SPL)	115	110	105
Full-On Gain, Peak (dB)	49	46	42
Full-On Gain, 1600 Hz (dB)	48	32	27
HFA Full-On Gain (dB)	42	37	32
Reference Test Gain (dB)	36	31	26
Quiescent Current (mA)	1.1	1.1	1.1
Operating Current (mA)	1.1	1.1	1.1
Battery Size	312		
Distortion 500/800/1600 Hz (%)	<2/<2/<2	<2/<2/<2	<2/<2/<2
Frequency Range (Hz)	100 – 7100	100 – 7100	100 – 7100
Equivalent Input Noise ¹⁾ , dB(A)	15	14	15

	EAR SIMULATOR		
	EARHOOK	SPIRA FLEX 1.3	SPIRA FLEX 0.9
OSPL 90, Peak (dB SPL)	128	123	119
OSPL 90, 1600 Hz (dB SPL)	127	114	110
HFA-OSPL 90 (dB SPL)	-	-	-
Full-On Gain, Peak (dB)	55	50	47
Full-On Gain, 1600 Hz (dB)	54	41	36
HFA Full-On Gain (dB)	-	-	-
Reference Test Gain (dB)	47	34	30
Quiescent Current (mA)	1.1	1.1	1.1
Operating Current (mA)	1.1	1.1	1.1
Battery Size	312		
Distortion 500/800/1600 Hz (%)	<3/<2/<2	<2/<2/<2	<2/<2/<2
Frequency Range (Hz)	-	-	-
Equivalent Input Noise ¹⁾ , dB(A)	12	18	20

¹⁾ Technical data measured with expansion, corresponding to the test box measurement settings.

“2cc” refers to a coupler according to IEC 60318-5:2006. “Ear simulator” refers to a coupler according to IEC 60318-4:2010. Applied versions: IEC 60118-0 /A1:1994, IEC 60118-1 /A1:1998, IEC 60118-7: 2005, ANSI S3.22: 2009.

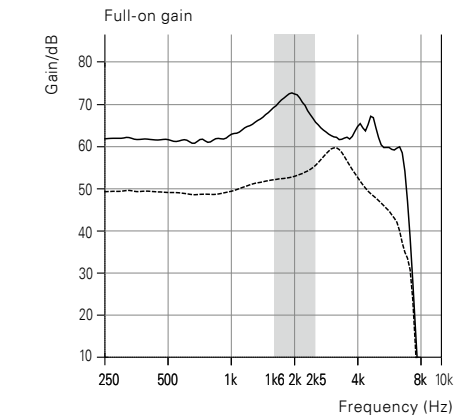
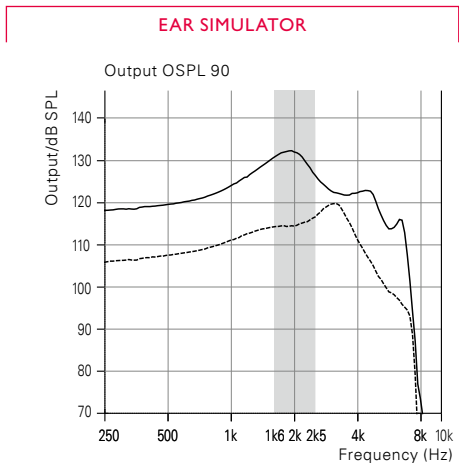
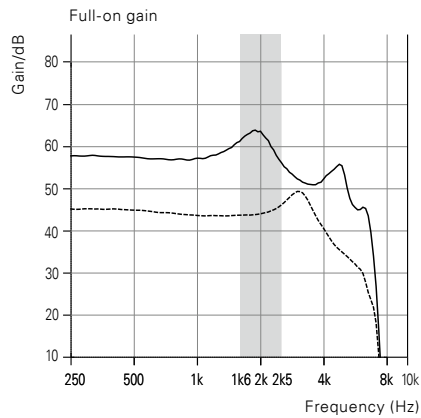
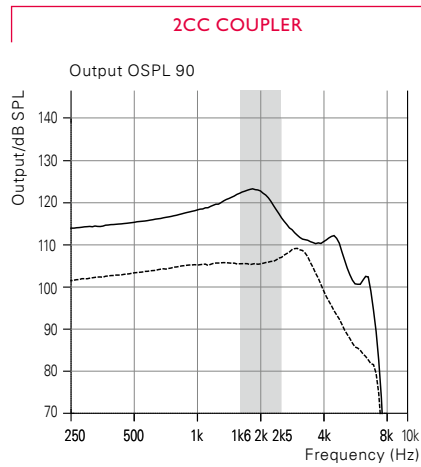
SAPHIRA 5 | 3 NANO RITE



SA 5 | 3 NR
P-Speaker

SA 5 | 3 NR
M-Speaker

— Measurements with P-Speaker
- - - Measurements with M-Speaker



	P-SPEAKER	M-SPEAKER
OSPL 90, Peak (dB SPL)	123	109
OSPL 90, 1600 Hz (dB SPL)	122	105
HFA-OSPL 90 (dB SPL)	119	106
Full-On Gain, Peak (dB)	64	49
Full-On Gain, 1600 Hz (dB)	61	44
HFA Full-On Gain (dB)	58	44
Reference Test Gain (dB)	43	29
Quiescent Current (mA)	1.1	1.1
Operating Current (mA)	1.4	1.1
Battery Size	312	
Distortion 500/800/1600 Hz (%)	<2/<2/<2	<2/<2/<2
Frequency Range (Hz)	100 – 6900	100 – 6700
Equivalent Input Noise ¹⁾ , dB(A)	16	17
Telecoil 1 mA/m 1600 Hz, IEC (dB SPL)	88	70
Telecoil HFA SPLITS (dB SPL)	89	74

	P-SPEAKER	M-SPEAKER
OSPL 90, Peak (dB SPL)	132**	120
OSPL 90, 1600 Hz (dB SPL)	131	114
HFA-OSPL 90 (dB SPL)	-	-
Full-On Gain, Peak (dB)	73	60
Full-On Gain, 1600 Hz (dB)	69	52
HFA Full-On Gain (dB)	-	-
Reference Test Gain (dB)	54	37
Quiescent Current (mA)	1.1	1.1
Operating Current (mA)	1.2	1.1
Battery Size	312	
Distortion 500/800/1600 Hz (%)	<2/<2/<2	<3/<3/<2
Frequency Range (Hz)	-	-
Equivalent Input Noise ¹⁾ , dB(A)	14	19
Telecoil 1 mA/m 1600 Hz, IEC (dB SPL)	95	79
Telecoil HFA SPLITS (dB SPL)	-	-

¹⁾ Technical data measured with expansion, corresponding to the test box measurement settings.

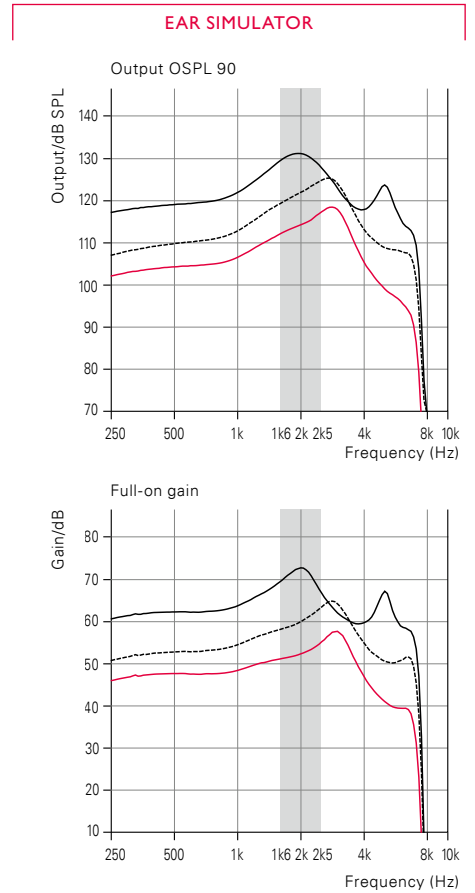
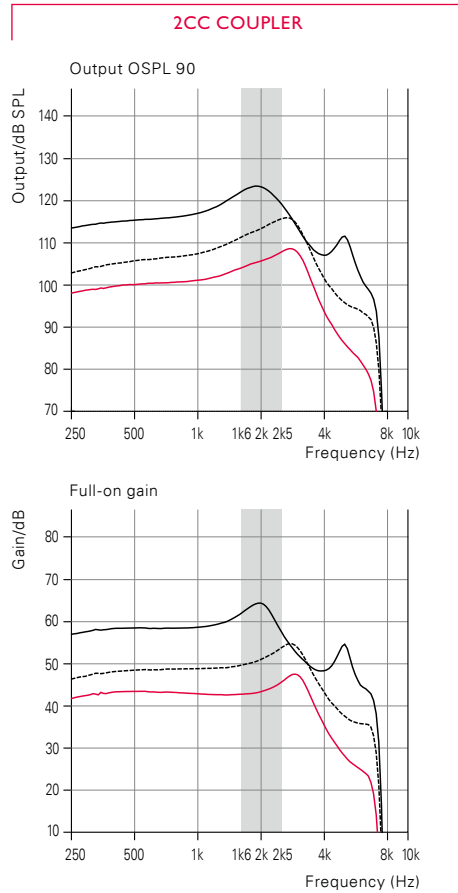
"2cc" refers to a coupler according to IEC 60318-5:2006. "Ear simulator" refers to a coupler according to IEC 60318-4:2010. Applied versions: IEC 60118-0 /A1:1994, IEC 60118-1 /A1:1998, IEC 60118-7: 2005, ANSI S3.22: 2009.

** Special care should be taken when fitting and using a hearing instrument with maximum sound pressure capability in excess of 132 dB SPL (IEC 60318-4) since there may be a risk of impairing the remaining hearing of the hearing instrument user.

SAPHIRA 5 | 3 PICO RITE



— Measurements with 100-Speaker
 - - - Measurements with 85-Speaker
 — Measurements with 60-Speaker



2CC COUPLER

	100-SPEAKER	85-SPEAKER	60-SPEAKER
OSPL 90, Peak (dB SPL)	123	116	109
OSPL 90, 1600 Hz (dB SPL)	122	111	104
HFA-OSPL 90 (dB SPL)	119	111	104
Full-On Gain, Peak (dB)	64	55	47
Full-On Gain, 1600 Hz (dB)	62	50	43
HFA Full-On Gain (dB)	59	51	44
Reference Test Gain (dB)	44	35	28
Quiescent Current (mA)	1.3	1.3	1.2
Operating Current (mA)	1.6	1.5	1.3
Battery Size	312		
Distortion 500/800/1600 Hz (%)	<2/<2/<2	<2/<2/<2	<2/<2/<2
Frequency Range (Hz)	100 – 7100	100 – 7100	100 – 6500
Equivalent Input Noise ¹⁾ , dB(A)	18	18	18

EAR SIMULATOR

	100-SPEAKER	85-SPEAKER	60-SPEAKER
OSPL 90, Peak (dB SPL)	131	125	118
OSPL 90, 1600 Hz (dB SPL)	129	119	112
HFA-OSPL 90 (dB SPL)	-	-	-
Full-On Gain, Peak (dB)	73	65	58
Full-On Gain, 1600 Hz (dB)	69	58	51
HFA Full-On Gain (dB)	-	-	-
Reference Test Gain (dB)	55	44	37
Quiescent Current (mA)	1.3	1.3	1.2
Operating Current (mA)	1.4	1.3	1.3
Battery Size	312		
Distortion 500/800/1600 Hz (%)	<4/<2/<3	<2/<2/<2	<5/<5/<2
Frequency Range (Hz)	-	-	-
Equivalent Input Noise ¹⁾ , dB(A)	15	19	19

¹⁾ Technical data measured with expansion, corresponding to the test box measurement settings.

“2cc” refers to a coupler according to IEC 60318-5:2006. “Ear simulator” refers to a coupler according to IEC 60318-4:2010. Applied versions: IEC 60118-0 /A1:1994, IEC 60118-1 /A1:1998, IEC 60118-7: 2005, ANSI S3.22: 2009.

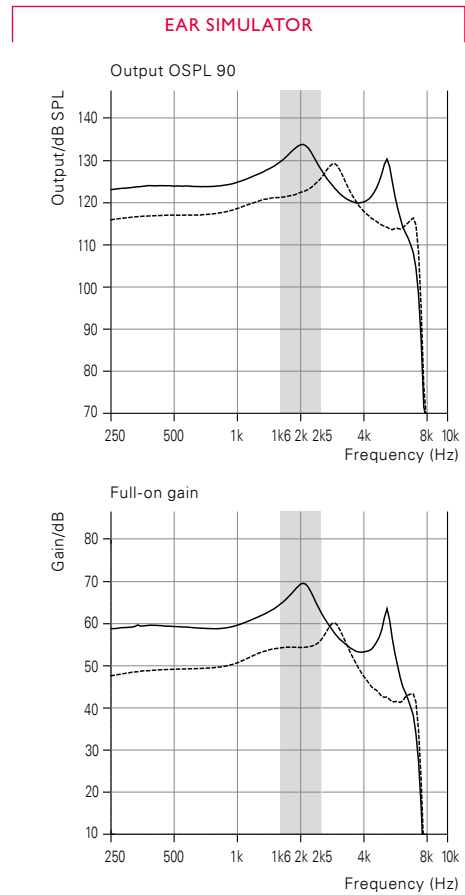
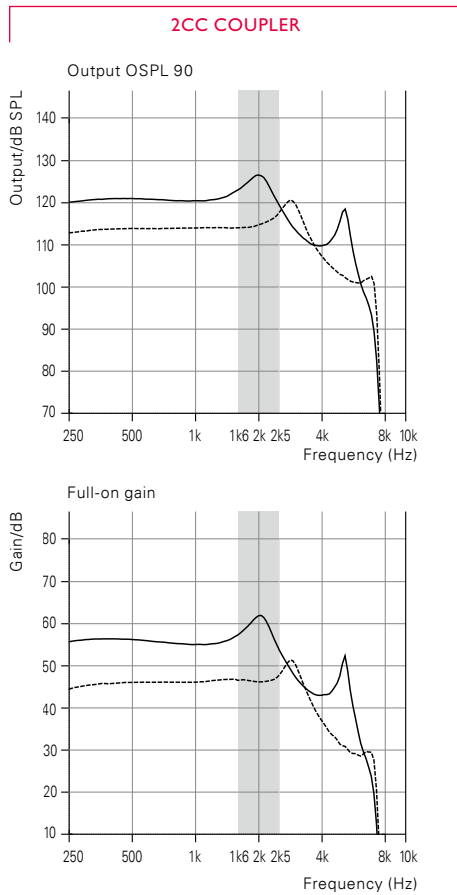


SA 5|3 ITEPD



SA 5|3 ITED

— ITEPD
- - - ITED



	ITEPD	ITED
OSPL 90, Peak (dB SPL)	126	121
OSPL 90, 1600 Hz (dB SPL)	123	114
HFA-OSPL 90 (dB SPL)	121	115
Full-On Gain, Peak (dB)	62	51
Full-On Gain, 1600 Hz (dB)	57	46
HFA Full-On Gain (dB)	55	47
Reference Test Gain (dB)	43	38
Quiescent Current (mA)	1.2	1.2
Operating Current (mA)	1.3	1.3
Battery Size	13	
Distortion 500/800/1600 Hz (%)	<2/<2/<2	<2/<2/<2
Frequency Range (Hz)	100 – 6000	100 – 7300
Equivalent Input Noise ¹⁾ , dB(A)	19	17
Telecoil 1 mA/m 1600 Hz, IEC (dB SPL)	86	78
Telecoil HFA SPLITS (dB SPL)	99	95

	ITEPD	ITED
OSPL 90, Peak (dB SPL)	134**	129
OSPL 90, 1600 Hz (dB SPL)	129	121
HFA-OSPL 90 (dB SPL)	-	-
Full-On Gain, Peak (dB)	69	60
Full-On Gain, 1600 Hz (dB)	64	54
HFA Full-On Gain (dB)	-	-
Reference Test Gain (dB)	54	47
Quiescent Current (mA)	1.2	1.2
Operating Current (mA)	1.3	1.2
Battery Size	13	
Distortion 500/800/1600 Hz (%)	<2/<2/<2	<2/<2/<2
Frequency Range (Hz)	-	-
Equivalent Input Noise ¹⁾ , dB(A)	17	18
Telecoil 1 mA/m 1600 Hz, IEC (dB SPL)	93	85
Telecoil HFA SPLITS (dB SPL)	-	-

¹⁾ Technical data measured with expansion, corresponding to the test box measurement settings.

“2cc” refers to a coupler according to IEC 60318-5:2006. “Ear simulator” refers to a coupler according to IEC 60318-4:2010. Applied versions: IEC 60118-0 /A1:1994, IEC 60118-1 /A1:1998, IEC 60118-7: 2005, ANSI S3.22: 2009.

** Special care should be taken when fitting and using a hearing instrument with maximum sound pressure capability in excess of 132 dB SPL (IEC 60318-4) since there may be a risk of impairing the remaining hearing of the hearing instrument user.

SAPHIRA 5 | 3 ITCPD/ITCD/ITC



SA 5 | 3 ITCPD

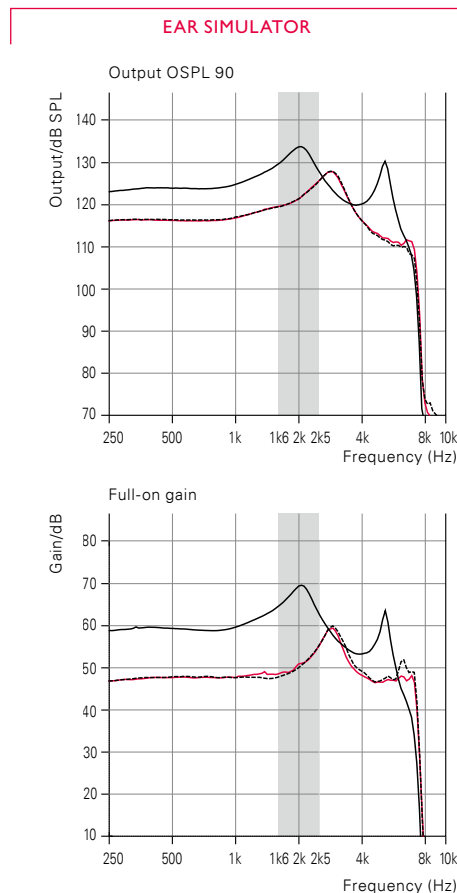
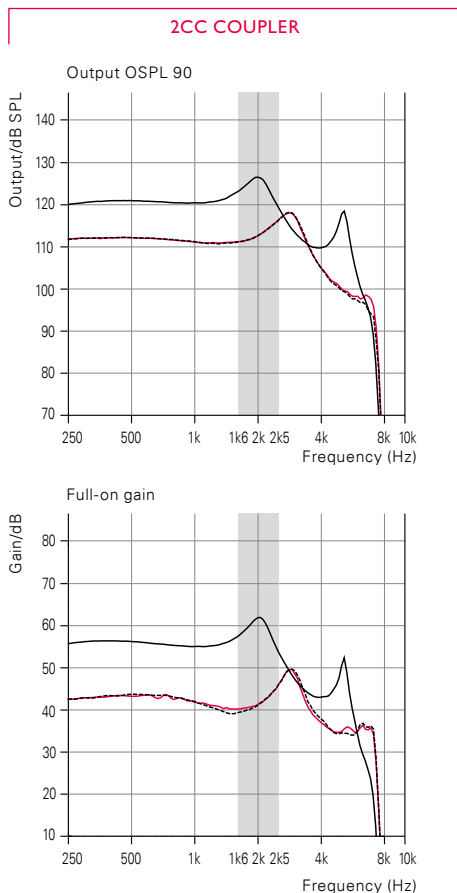


SA 5 | 3 ITCD



SA 5 | 3 ITC

— ITCPD
 - - - ITCD
 — ITC



	2CC COUPLER		
	ITCPD	ITCD	ITC
OSPL 90, Peak (dB SPL)	126	118	118
OSPL 90, 1600 Hz (dB SPL)	123	111	111
HFA-OSPL 90 (dB SPL)	121	113	113
Full-On Gain, Peak (dB)	62	50	50
Full-On Gain, 1600 Hz (dB)	57	39	40
HFA Full-On Gain (dB)	55	43	43
Reference Test Gain (dB)	43	35	35
Quiescent Current (mA)	1.2	1.1	0.8
Operating Current (mA)	1.3	1.2	0.9
Battery Size	312		
Distortion 500/800/1600 Hz (%)	<2/<2/<2	<2/<2/<2	<2/<2/<2
Frequency Range (Hz)	100 – 6000	100 – 7500	100 – 7500
Equivalent Input Noise ¹⁾ , dB(A)	19	20	21
Telecoil 1 mA/m 1600 Hz, IEC (dB SPL)	86	71	72
Telecoil HFA SPLITS (dB SPL)	99	91	91

	EAR SIMULATOR		
	ITCPD	ITCD	ITC
OSPL 90, Peak (dB SPL)	134**	128	128
OSPL 90, 1600 Hz (dB SPL)	129	119	119
HFA-OSPL 90 (dB SPL)	-	-	-
Full-On Gain, Peak (dB)	69	60	60
Full-On Gain, 1600 Hz (dB)	64	48	49
HFA Full-On Gain (dB)	-	-	-
Reference Test Gain (dB)	54	41	42
Quiescent Current (mA)	1.2	1.1	0.8
Operating Current (mA)	1.3	1.1	0.8
Battery Size	312		
Distortion 500/800/1600 Hz (%)	<2/<2/<2	<2/<2/<2	<2/<2/<2
Frequency Range (Hz)	-	-	-
Equivalent Input Noise ¹⁾ , dB(A)	17	23	25
Telecoil 1 mA/m 1600 Hz, IEC (dB SPL)	93	80	80
Telecoil HFA SPLITS (dB SPL)	-	-	-

¹⁾ Technical data measured with expansion, corresponding to the test box measurement settings.

“2cc” refers to a coupler according to IEC 60318-5:2006. “Ear simulator” refers to a coupler according to IEC 60318-4:2010. Applied versions: IEC 60118-0 /A1:1994, IEC 60118-1 /A1:1998, IEC 60118-7: 2005, ANSI S3.22: 2009.

** Special care should be taken when fitting and using a hearing instrument with maximum sound pressure capability in excess of 132 dB SPL (IEC 60318-4) since there may be a risk of impairing the remaining hearing of the hearing instrument user.

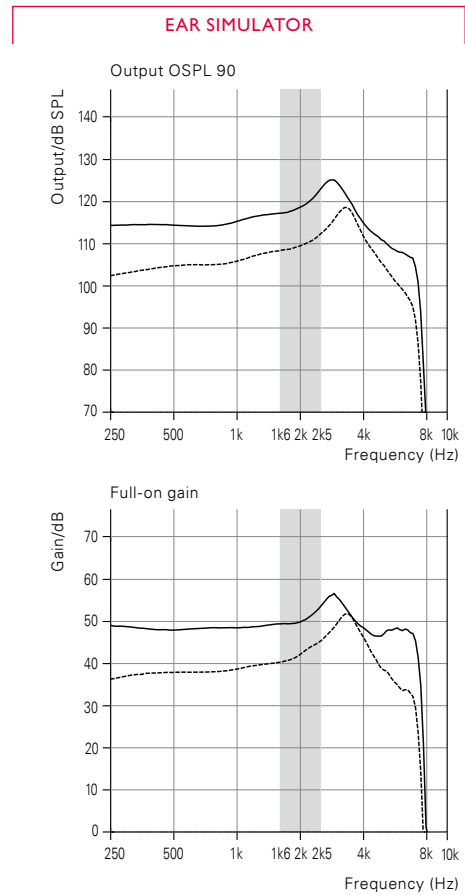
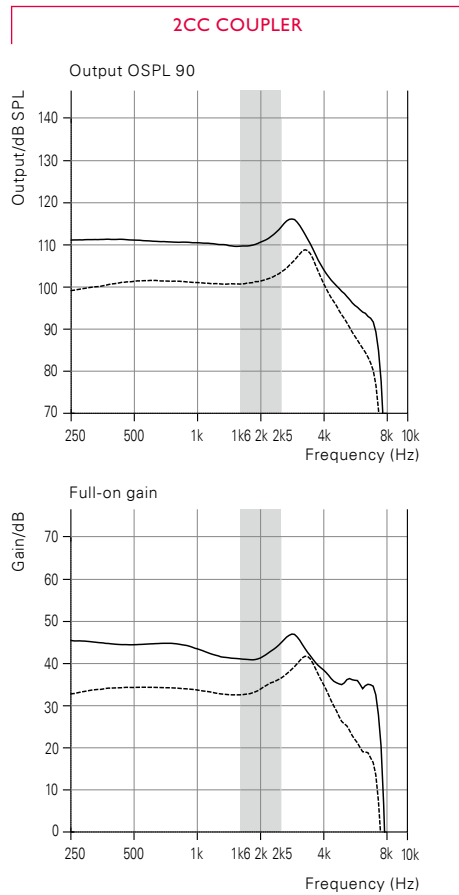


SA 5|3 CICP



SA 5|3 CICx

— CICP
- - - CICx



	CICP	CICx
OSPL 90, Peak (dB SPL)	116	109
OSPL 90, 1600 Hz (dB SPL)	110	101
HFA-OSPL 90 (dB SPL)	111	102
Full-On Gain, Peak (dB)	47	42
Full-On Gain, 1600 Hz (dB)	41	32
HFA Full-On Gain (dB)	43	34
Reference Test Gain (dB)	33	24
Quiescent Current (mA)	1.1	1.1
Operating Current (mA)	1.2	1.2
Battery Size	10	
Distortion 500/800/1600 Hz (%)	<2/<2/<2	<2/<2/<2
Frequency Range (Hz)	100 – 7500	100 – 7100
Equivalent Input Noise ¹⁾ , dB(A)	19	21

	CICP	CICx
OSPL 90, Peak (dB SPL)	125	119
OSPL 90, 1600 Hz (dB SPL)	117	108
HFA-OSPL 90 (dB SPL)	-	-
Full-On Gain, Peak (dB)	57	52
Full-On Gain, 1600 Hz (dB)	49	40
HFA Full-On Gain (dB)	-	-
Reference Test Gain (dB)	42	34
Quiescent Current (mA)	1.1	1.1
Operating Current (mA)	1.1	1.1
Battery Size	10	
Distortion 500/800/1600 Hz (%)	<2/<2/<2	<3/<3/<2
Frequency Range (Hz)	-	-
Equivalent Input Noise ¹⁾ , dB(A)	21	23

¹⁾ Technical data measured with expansion, corresponding to the test box measurement settings.

“2cc” refers to a coupler according to IEC 60318-5:2006. “Ear simulator” refers to a coupler according to IEC 60318-4:2010. Applied versions: IEC 60118-0 /A1:1994, IEC 60118-1 /A1:1998, IEC 60118-7: 2005, ANSI S3.22: 2009.

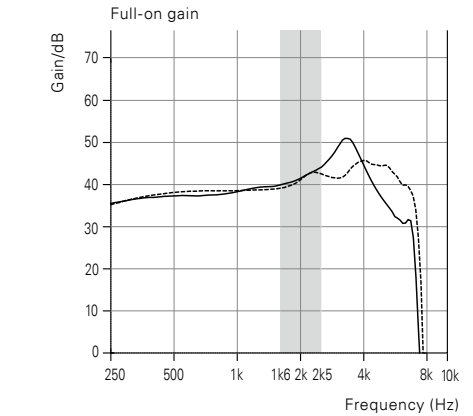
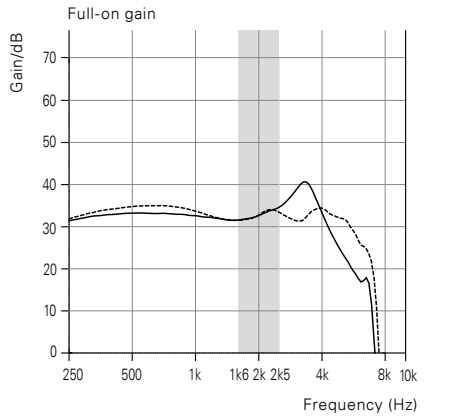
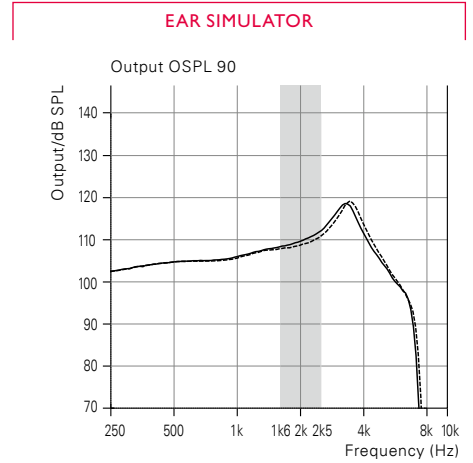
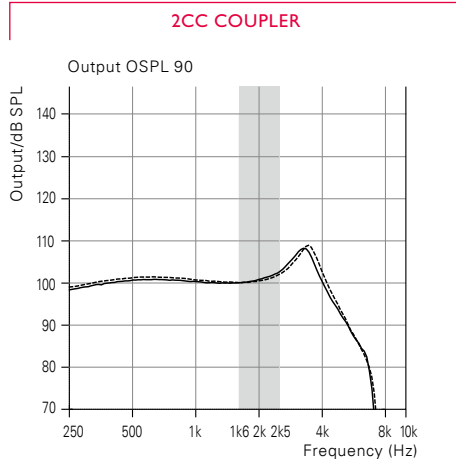


SA 5 | 3 CIC



SA 5 IIC

— CIC
- - - IIC



	2CC COUPLER	
	CIC	IIC
OSPL 90, Peak (dB SPL)	108	109
OSPL 90, 1600 Hz (dB SPL)	100	100
HFA-OSPL 90 (dB SPL)	101	101
Full-On Gain, Peak (dB)	41	35
Full-On Gain, 1600 Hz (dB)	31	31
HFA Full-On Gain (dB)	33	33
Reference Test Gain (dB)	22	24
Quiescent Current (mA)	0.7	0.9
Operating Current (mA)	0.8	1.0
Battery Size	10	
Distortion 500/800/1600 Hz (%)	<2/<2/<2	<2/<2/<2
Frequency Range (Hz)	100 – 6900	100 – 7300
Equivalent Input Noise ¹⁾ , dB(A)	22	20

	EAR SIMULATOR	
	CIC	IIC
OSPL 90, Peak (dB SPL)	118	119
OSPL 90, 1600 Hz (dB SPL)	108	108
HFA-OSPL 90 (dB SPL)	-	-
Full-On Gain, Peak (dB)	51	46
Full-On Gain, 1600 Hz (dB)	40	39
HFA Full-On Gain (dB)	-	-
Reference Test Gain (dB)	33	32
Quiescent Current (mA)	0.7	0.9
Operating Current (mA)	0.8	1.0
Battery Size	10	
Distortion 500/800/1600 Hz (%)	<2/<2/<2	<2/<2/<2
Frequency Range (Hz)	-	-
Equivalent Input Noise ¹⁾ , dB(A)	24	22

¹⁾ Technical data measured with expansion, corresponding to the test box measurement settings.

“2cc” refers to a coupler according to IEC 60318-5:2006. “Ear simulator” refers to a coupler according to IEC 60318-4:2010. Applied versions: IEC 60118-0 /A1:1994, IEC 60118-1 /A1:1998, IEC 60118-7: 2005, ANSI S3.22: 2009.

ACOUSTIC OPTIONS

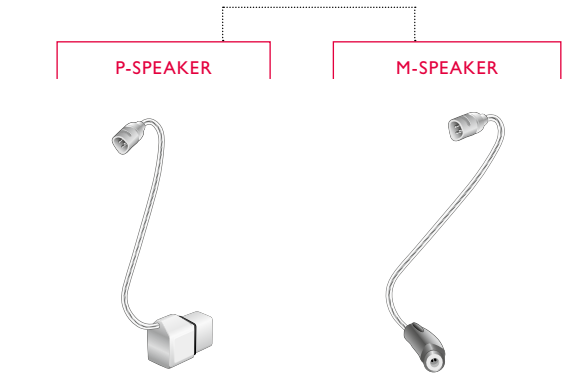
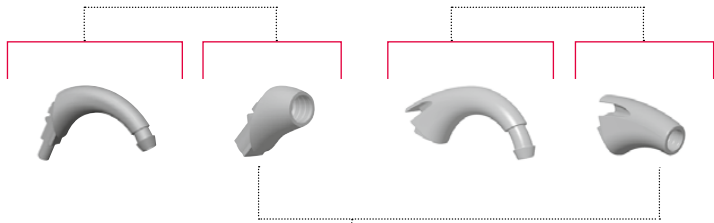
Compact Power BTEs



Nano BTE



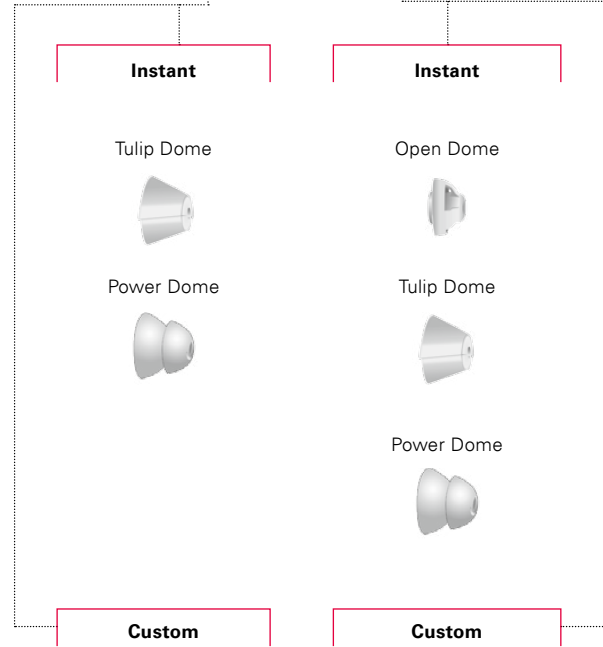
Nano RITE



Thin tube 1.3 mm



Thin tube 0.9 mm



Canal Mold



Tulip Dome



Open Dome



Custom Tip



Dome, Small Vent



Dome, Large Vent



Power Dome



Custom

Power Mold



Custom

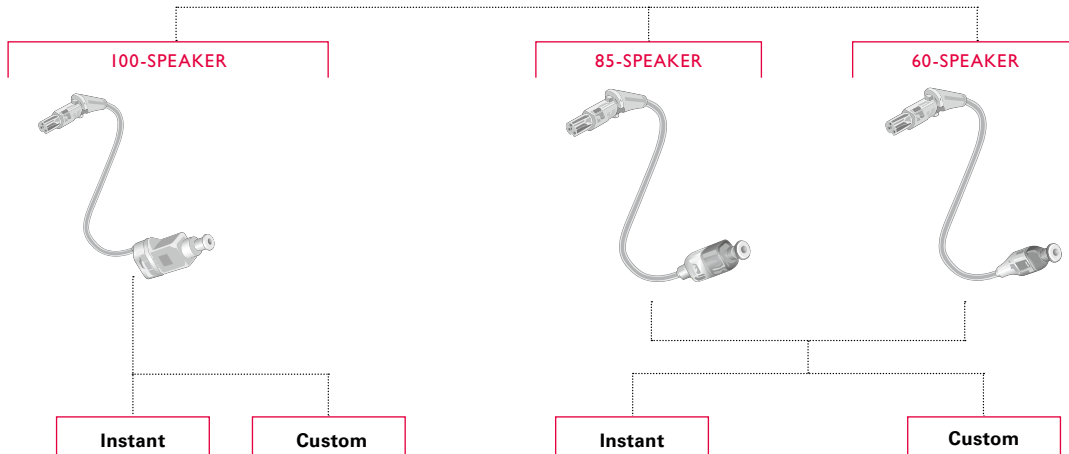
Micro Mold



Lite Tip



Pico RITE



Bass Dome
Double Vent



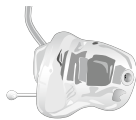
Bass Dome
Single Vent



Power Dome



Power Mold



Open Dome



Bass Dome
Double Vent



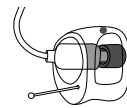
Bass Dome
Single Vent



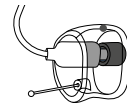
Power Dome



Micro Mold



Lite Tip




FEATURE OVERVIEW

	SAPHIRA 5	SAPHIRA 3
SIGNAL PROCESSING		
ChannelFree™	●	●
Speech Cue Priority™	●	●
Frequency Composition™	●	●
Frequency Bandwidth	8 kHz	8 kHz
LISTENING COMFORT		
Adaptive Noise Reduction Plus (ANR Plus)	3 ctr	2 ctr
Transient Noise Reduction	●	–
Adaptive Feedback Canceller Plus	●	●
Wind Noise Monitor	●	●
Soft Noise Management	3 ctr	2 ctr
BINAURAL SYNCHRONIZATION		
VC, Program Change	●	●
ENTERTAINMENT		
Live Music Program	●	–
Cinema Program	●	–
DIRECTIONALITY CONTROLS		
Fixed Omni	●	●
Fixed Directional	●	●
Adaptive Directional	●	●
CONVENIENCE FEATURES		
VC Clicks	●	●
Mute Via Push Button	●	●
Configurable Start-Up Delay	●	●
INDIVIDUALIZATION		
Program Options/Memories	15/4	12/4
Data Logging	●	●
Data Learning	●	–
Language Specific Targets	●	●
REMfit™	●	●
Client Interactive	●	●
WIRELESS / ACCESSORIES (OPTIONAL)		
RC-N	●	●
SoundGate 3 (Bluetooth®)	●	●
SoundGate Mic (with SoundGate 3)	●	●
TV / Phone Adapter 2	●	●
FM / DAI Adapter (CPx/CP BTE only)	●	●

BTE AND CUSTOM INSTRUMENT COLORS

All BTE colors are available for all five BTE styles.



IIC is available in black only.

All other custom hearing instruments are available in the four colors shown below.



PROGRAMMING EQUIPMENT

Saphira 5|3 are programmed with Bernafon Oasis, version 21.0 or higher, a NOAH compatible MS-Windows® based PC-fitting software. NOAH with a HI-PRO, HI-PRO 2, NOAHlink, EXPRESSlink³, FittingLINK or nEARcom programming interface is required.

Operating System









Microsoft® Windows® 8.1, 32/64 bit, all editions
 Microsoft® Windows® 8, 32/64 bit, all editions
 Microsoft® Windows® 7, 32/64 bit, all editions
 Microsoft® Windows Vista®, 32/64 bit, all editions
 Microsoft® Windows® XP SP3






Noah

Noah 4 (all versions)
 Noah 4.3 (minimum for Windows® 8)
 All versions of Noah 3 (not recommended)

ACCESSORIES	DESCRIPTION	PART NUMBER
Prog. cable, Nr. 2 New standard (HI-PRO)	Blue, left	384-20-033-00
Prog. cable, Nr. 2 New standard (HI-PRO)	Red, right	384-20-032-00
Prog. cable, Nr. 2 New standard (NOAHlink)	Blue, left	384-20-035-00
Prog. cable, Nr. 2 New standard (NOAHlink)	Red, right	384-20-034-00
Programming Adapter	For CPx/CP	399-50-640-00
FlexConnect Mini	For custom instruments	117468
FlexConnect	Programming strip for Pico RITE	390-01-180-05

ACCESSORIES

PRODUCT	DESCRIPTION	PART NUMBER	
RC-N Remote Control	Discreet device for volume and program adjustment	139772	
SoundGate 3 (Bluetooth®)	Interface for wireless communication, remote control. With telecoil.	144604	
SoundGate Mic	Clip-on microphone that enhances speech understanding of a chosen speaker's voice (requires SoundGate 3)	145645	
TV Adapter 2 (Bluetooth®)	Enables wireless reception of TV audio signals	127847	
Phone Adapter 2 (Bluetooth®)	Enables wireless reception of landline phone calls	124396 (EU) 130976 (JP) 130977 (KR) 130978 (NZ) 130979 (US) 130980 (ZA) 130981 (AU) 130982 (BR) 130983 (CN) 131571 (RU)	
FittingLINK	Wireless programming device for direct PC to hearing aid programming. Product of SBO.	144720	
DAI Adapter	For CPx/CP BTE. Product of SBO.	147602	
FM Adapter	For CPx/CP BTE. Product of SBO.	147435	

PRODUCT	DESCRIPTION	PART NUMBER	
Fitting Kit miniFit	For Pico RITE. Containing 60- and 85-Speakers, Open Domes and Bass Domes Double Vent, tools and other equipment.	149445	
M-Speaker Kit	For Nano RITE	119979	
P-Speaker Kit	For Nano RITE	119978	
Spira Flex Fitting Kit	Containing all Spira Flex parts. Upgraded with Power Dome and vented domes.	890-80-060-00	
Upgrade Kit for Spira Flex	Containing domes and parts to upgrade the Spira Flex Fitting Kit	122220	

Manufacturer:
Bernafon AG
Morgenstrasse 131
3018 Bern
Switzerland
www.bernafon.com

**Local Manufacturer
& Distributor:**
Bernafon Canada
500 Trillium Drive, Unit 15
Kitchener, ON, N2R 1A7
www.bernafon.ca

SWISS 
Engineering

www.bernafon.com

bernafon 
Your hearing • Our passion