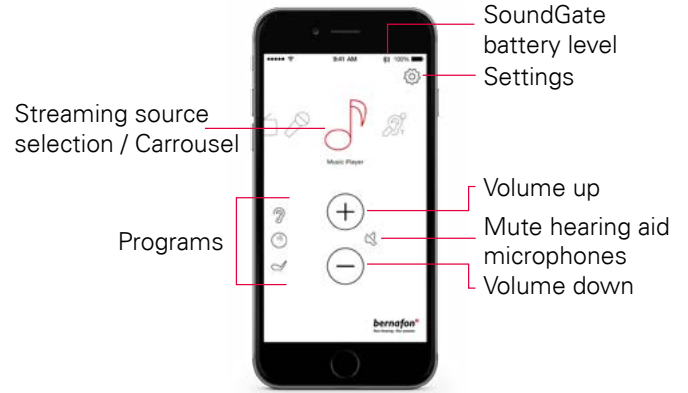


GETTING STARTED



- Download the Bernafon SoundGate App from the App Store or Google Play
- Pair your phone with the SoundGate 3 (see separate pairing instructions)
- The SoundGate 3 must be powered on with the neckloop worn around your neck

APP OVERVIEW



ADDING PROGRAM ICONS



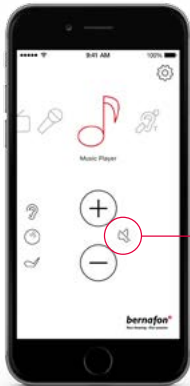
If you have additional listening programs in your hearing aid, then you can assign icons to access these programs.

- Tap on the **Settings** icon
- Select **Hearing Instrument Programs**



- Select your icon and type in the name of your program
- Select **Save** and **Done**
- To remove an icon, tap the minus sign

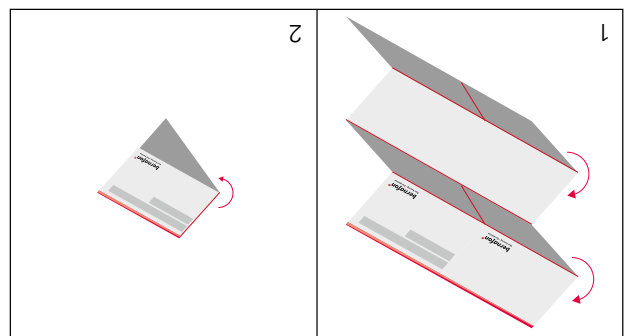
MUTING



While streaming, the hearing aid microphones can be muted to suppress surrounding sound/noise.

TROUBLESHOOTING

- Exit the app and force it to stop running. The procedure depends on the model of the phone.
- Press **Reset App** to restore the app to its initial settings



SELECTING STREAMING SOURCE

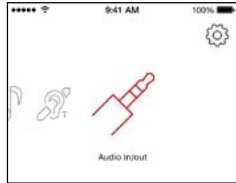


The carousel will show you all available streaming sources. Tap on the icon from which you want to stream audio.



Landline

If the Phone Adapter 2 has been paired and is within reach, the phone icon will appear in the app. Accept or end a call within the app.



Jack-in

If a jack is inserted into the SoundGate 3, audio streaming starts automatically.



T-Coil

Press the T-Coil icon to start/stop audio streaming from the SoundGate 3 telecoil.



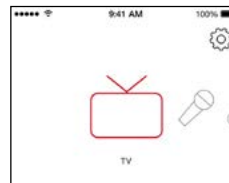
Music Player

Press the music player icon to start/stop audio streaming from your audio device.



Microphone

Press the microphone icon to start/stop audio streaming from the SoundGate Mic.




TV

Press the TV icon to start/stop audio streaming from the TV Adapter.

SETTINGS

Hearing Instrument Programs

Assign icons to access additional listening programs.




Streaming Levels

Set up your preferred volume levels for devices paired with your SoundGate 3.



Name Streaming Sources

Personalize/edit names of the paired devices.



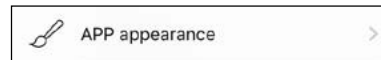
SoundGate

Select various settings to personalize the daily use of phones and the SoundGate 3.



App Appearance

Choose between a white or a black app background. For both colours, regular or bold icon outlines can be selected via the contrast option.



About SoundGate

See the current status of the SoundGate 3 battery and the number of connected devices and programs.



Reset App

Restore the app to its default settings.



Demo Mode

Get familiar with the app without the need to connect it to the SoundGate 3.

