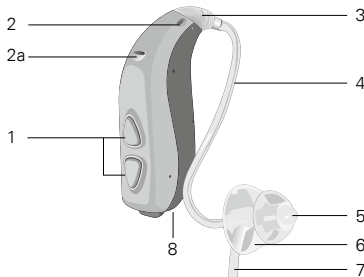


BEFLEX CLEANING INSTRUCTIONS

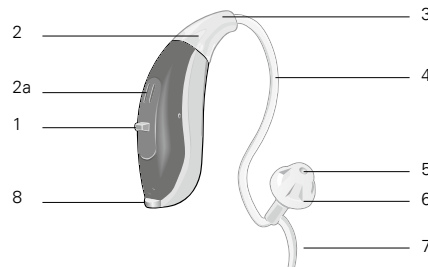
BeFlex is a flexible trial system which allows you to program up to three different performance categories in one single device. To ensure optimal performance, it is important that your BeFlex instrument is cleaned and sanitized before starting a trial with a new client. We recommend that you follow these cleaning instructions:

BEFLEX INSTRUMENT AND ACCESSORIES	PROCESS
Instruments <ul style="list-style-type: none"> • POWER BTE • NANO BTE • PICO RITE 	Follow the cleaning instructions below.
Accessories <ul style="list-style-type: none"> • Dome • Thin tube • Speaker 	These parts should never be reused for a new client. Always attach new accessories onto the BeFlex instrument.

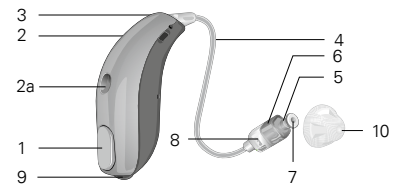
BEFLEX POWER BTE



BEFLEX NANO BTE



BEFLEX PICO RITE



POWER/NANO BTE

- | | |
|----------------------|----------------|
| 1 Push button(s) | 5 Sound outlet |
| 2 Microphone | 6 Dome |
| 2a Second microphone | 7 Ear grip |
| 3 Adapter | 8 Battery door |
| 4 Thin tube | |

PICO RITE

- | | |
|------------------------|--------------------------------|
| 1 Push button | 6 Speaker |
| 2 Microphone | 7 Sound outlet with wax filter |
| 2a Second microphone | 8 Speaker and size marking |
| 3 Connector plug | 9 Battery door |
| 4 Wire | 10 Dome |
| 5 Left/right indicator | |

1. Remove and discard the thin tube, speaker unit, and dome from the BeFlex instrument. Do not reuse any of these parts for another customer.
2. Take the battery out of the battery compartment.
3. Carefully clean the microphone openings with a brush.
4. To clean the outer surface of the BeFlex instrument, use a damp cloth. Never use alcohol or ethanol; this may damage the hydrophobic coating.
5. Gently clean the BeFlex instrument and all visible surfaces/parts until it is completely clean. Do not leave a damp patch on the instrument's surface.
6. Let the BeFlex instrument dry for at least two minutes. If available, you may use a dry storage kit.
7. Listen to the BeFlex instrument or place it into a test box to verify its performance.
8. Put the BeFlex instrument back into your stock to be reused by the next client.

Manufacturer:
Bernafon AG
Morgenstrasse 131
3018 Bern
Switzerland
www.bernafon.com

**Local Manufacturer
& Distributor:** Bernafon
Canada
500 Trillium Drive, Unit 15
Kitchener, ON, N2R 1A7
www.bernafon.ca